

MAP

OUTPATIENT CLINIC AND SERVICES

New Patient CHECK-IN

Check in at **New Patient Main Registration** located on **Level 1** by the Main Entrance.

Returning Patient CHECK-IN

Check in at **Main Registration** located on **Level 1** by the Main Entrance for:

- Labs/VAD—Vascular Access Device
- Anticoagulation Clinic
- Neuro Diagnostics
- Supportive Care

For Outpatient Clinic visits without prior lab or imaging appointment, check in as follows:

Pass elevator **B** for:

- Clinics (Level 1 Brawerman)

Take elevator **B** for:

- Women's Center (Lower Level)
- DEM—Diabetes, Endocrinology & Metabolism (Lower Level)
- Clinics (Level 2 Brawerman)
- Clinics (Level 3 Brawerman)

Additional Information

City of Hope
Helford Clinic Research Hospital:

- Outpatient Radiology (Level 1)

Michael Amini Transfusion Medicine Center:

- Day Hospital
- Blood and platelet donations (Level 2)
- Outpatient Surgery Center (Level 3)

Parking

Self-parking is available free of charge at City of Hope. Primary visitor parking in Lot A. Additional parking available along Village Road.

Valet parking is available at the Main Medical Entrance and at Helford Clinical Research Hospital for \$4 (\$2 for those with a disabled placard).

Dining Hours of Operation

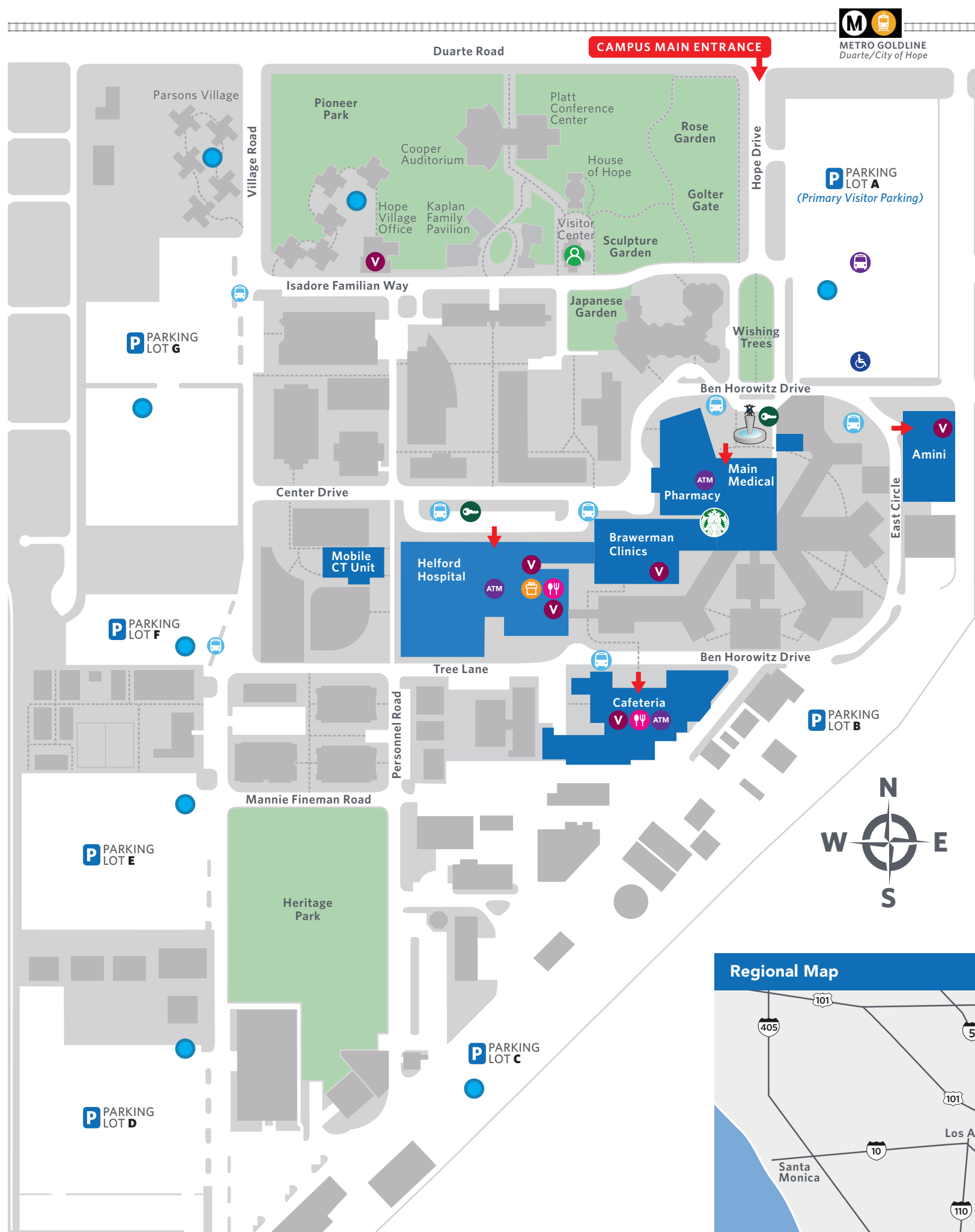
Cafeteria
Monday–Friday 7 a.m. to 2:30 p.m.

Starbucks (Main Medical)
Monday–Friday 6 a.m. to 8 p.m.
Saturday 7 a.m. to 3 p.m.

The Bistro (Helford Hospital)
Monday–Friday 7 a.m. to 8:30 p.m.
Saturday 7 a.m. to 7 p.m.
Vending machines are accessible after-hours.



1500 East Duarte Road
Duarte, CA 91010-3000
800-826-HOPE
CityofHope.org

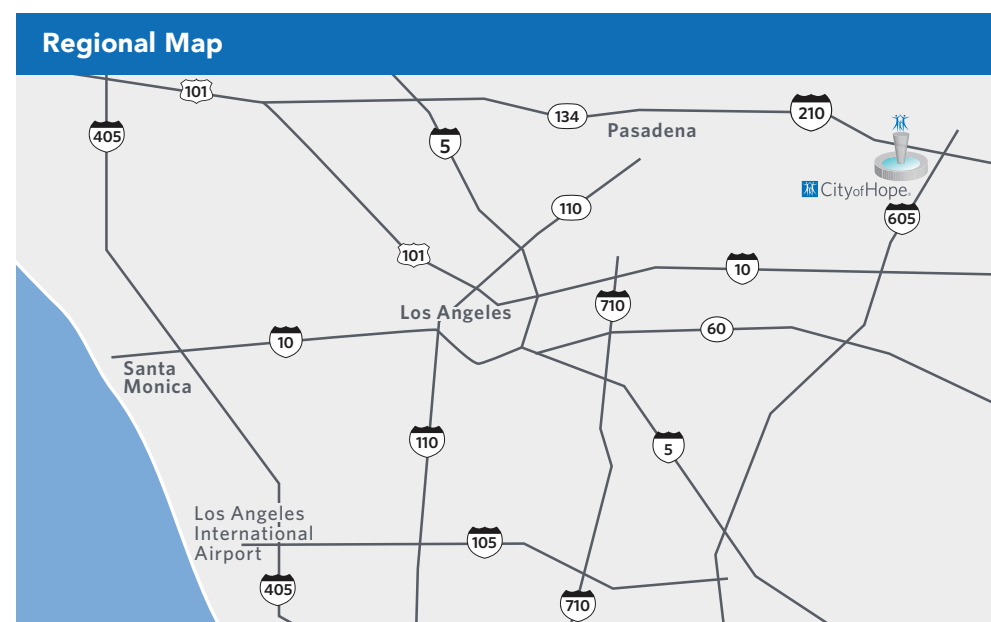



Tram

Free tram service is also available at designated locations.

Tram Services
Monday–Friday 7 a.m. to 8 p.m.

Map Key	
	Main Entrance
	Parking Lot
	Accessible Parking
	Valet Parking
	Tram Stop
	Pedestrian Walkway
	Food
	Vending Machines
	ATM Machines
	Gift Shop
	Visitor Center
	Blue Communication Tower to contact security or request tram service



OUTPATIENT CLINICS

Main Medical and Brawerman

New Patient CHECK-IN

Check in at New Patient Main Registration located on Level 1 by the Main Entrance.

Returning Patient CHECK-IN

Check in at Main Registration located on Level 1 by the Main Entrance for:

- Labs/VAD—Vascular Access Device
- Anticoagulation Clinic
- Neuro Diagnostics
- Supportive Care

For Outpatient Clinic visits without prior lab or imaging appointment, check in as follows:

Pass elevator **B** for:

- Clinics (Level 1 Brawerman)

Take elevator **B** for:

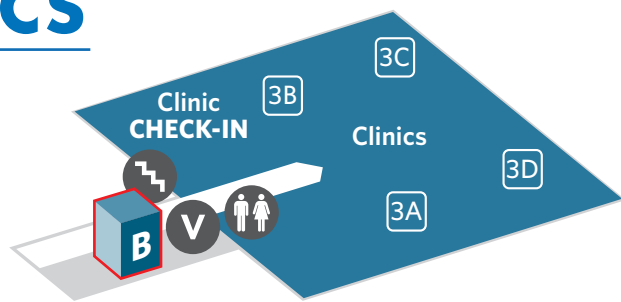
- Women's Center (Lower Level)
- DEM—Diabetes, Endocrinology & Metabolism (Lower Level)
- Clinics (Level 2 Brawerman)
- Clinics (Level 3 Brawerman)

Helford Hospital:

- Outpatient Radiology (Level 1)

Michael Amini Transfusion Medicine Center:

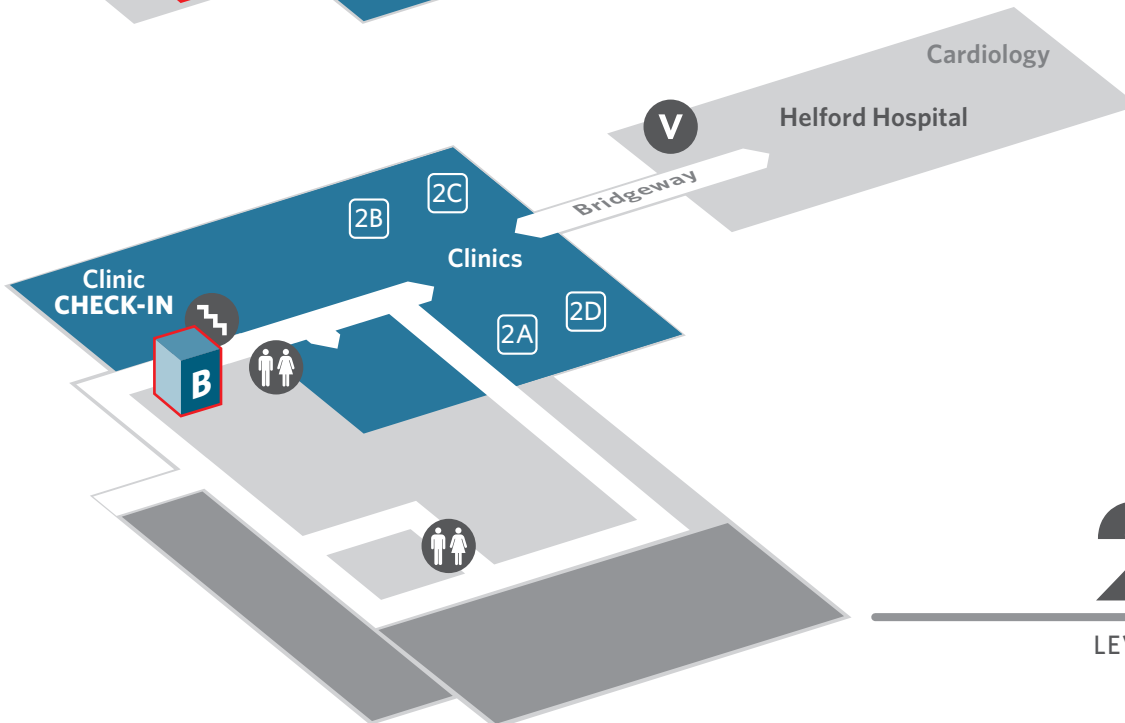
- Blood and platelet donations (Level 2)
- Day Hospital (Level 3)
- Outpatient Surgery Center (Level 3)



3

LEVEL 3

- 3A—Pediatrics
- 3B—Hematology/Dermatology
- 3C—Infusion
- 3D—CRU (Clinical Research Unit)



2

LEVEL 2

- 2A—Thoracic/ENT/Respiratory
- 2B—GI/Colorectal/Hepatobiliary
- 2C—CNS/Neuro
- 2D—GU
- Cardiology (Helford Hospital)



1

LEVEL 1

- Anticoagulation Clinic
- Biller Patient and Family Resource Center
- Bistro (Helford Hospital)
- CHECK-IN**
- 1A—ETC (Evaluation and Treatment Center)
- 1B—Hematology
- 1C—Hematology
- 1D—Infusion
- Medical Records
- Labs
- Neuro Diagnostics
- PATC
- Patient Advocacy
- Pharmacy
- Positive Image CenterSM
- Radiology (Helford Hospital)
- Rehabilitation Services
- Starbucks
- Supportive Care
- VAD (Vascular Access Device)
- Waiting Area

Map Key

- ➔ Main Entrance
- ❓ Information Booth
- A Elevator
- B Elevator
- 🪜 Stairs
- 🚻 Restrooms
- 🚗 Valet Parking
- ☕ Starbucks
- 📁 Medical Records
- 🏪 Vending Machines



LL

LOWER LEVEL

- DEM (Diabetes, Endocrinology & Metabolism)
- Positive Image Center
- Radiation Oncology
- Women's Center